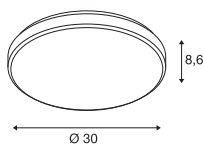
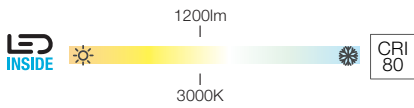
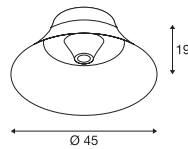


MARONA
WL, PHASE



200-240 V ~ 50/60 Hz | 430 mA
 Systemvermogen: 15 W
 Materiaal: polymethylacrylaat (PMMA) / staal

BATO 45
CW, E27



220-240V ~ 50/60Hz
 Materiaal: aluminium/staal

155156	1200lm 3000K	A → G E

E27 < 60W
 LED E27 | 7,5W | 180°
 2700 K | 720 lm | EEK=F
 8 kWh / 1000 h

Art. nr. 1005305

Variant	Art. nr.
1200 lm 3000 K CRI 80	
■ grijs	155156

Variant	Art. nr.
1xE27	
■ zwart	1000443
1xE27	
■ goud	1000445

